

Macquarie Real Return Opportunities Fund

Product Disclosure Statement – 8 July 2024

Contents

1. About Macquarie Investment Management Australia Limited
2. How the Macquarie Real Return Opportunities Fund works
3. Benefits of investing in the Macquarie Real Return Opportunities Fund
4. Risks of managed investment schemes
5. How we invest your money
6. Fees and other costs
7. How managed investment schemes are taxed
8. How to apply
9. Other information

This Product Disclosure Statement (**PDS**) is a summary of significant information about the Macquarie Real Return Opportunities Fund (**Fund**). It contains a number of references to additional important information contained in a separate information booklet (**Information Booklet**). This information forms part of the PDS and you should read the Information Booklet together with this PDS before making a decision to invest in the Fund. The information in this PDS and the Information Booklet may change from time to time. Where information that changes is not materially adverse to investors, we may update this information by updating the relevant document or by publishing an update at macquarieim.com/pds.

You can access a copy of the latest version of this PDS, the Information Booklet, the Target Market Determination (**TMD**) for the Fund and any updated information free of charge from our website or by contacting us.

The information provided in this PDS and the Information Booklet is general information only and does not take account of your personal financial situation or needs. You should obtain your own financial advice tailored to your personal circumstances.

This offer is only open to persons receiving this PDS and the Information Booklet within Australia or any other jurisdiction approved by us.

Other than Macquarie Bank Limited ABN 46 008 583 542 (**Macquarie Bank**), any Macquarie Group entity noted in this material is not an authorised deposit-taking institution for the purposes of the Banking Act 1959 (Commonwealth of Australia). The obligations of these other Macquarie Group entities do not represent deposits or other liabilities of Macquarie Bank. Macquarie Bank does not guarantee or otherwise provide assurance in respect of the obligations of these other Macquarie Group entities. In addition, (a) the investor is subject to investment risk including possible delays in repayment and loss of income and principal invested, and (b) none of Macquarie Bank, or any other Macquarie Group entity, guarantees any particular rate of return on or the performance of the investment nor do they guarantee repayment of capital in respect of the investment.

Contact details

Macquarie Asset Management Client Service

PO Box R1723
Royal Exchange NSW 1225 Australia

Telephone

1800 814 523 or 61 2 8245 4900
8.30am to 5.30pm (Sydney time)
Monday to Friday

Email

mam.clientservice@macquarie.com

Website

macquarieim.com

ARSN 163 764 350

APIR code MAQ3069AU

ASX mFund code RRO01

Macquarie Investment Management Australia Limited

ABN 55 092 552 611 AFSL 238321

For personal use only

Macquarie Real Return Opportunities Fund

Product Disclosure Statement – 8 July 2024

1. About Macquarie Investment Management Australia Limited

Macquarie Investment Management Australia Limited (**Macquarie, we, us, our**) is the responsible entity of the Fund. We are responsible for the investment decisions, management and administration of the Fund. We may delegate some of these duties, including investment management functions, to third parties. We have appointed Macquarie Investment Management Global Limited (ABN 90 086 159 060 AFSL 237843) (**Investment Manager**) as

the investment manager of the Fund. Both entities form part of Macquarie Asset Management, which is Macquarie Group's asset management business.

Macquarie Asset Management is an integrated asset manager across public and private markets offering a diverse range of capabilities including real assets, real estate, credit, and equities and multi-asset.

2. How the Macquarie Real Return Opportunities Fund works

The Fund is a unit trust registered under the Corporations Act 2001 (Cth) (**Corporations Act**) as a managed investment scheme. Each investor's investment amount is pooled and invested in the manner described in Section 5.

Investors acquire units in the Fund. A unit gives an investor a beneficial interest in the Fund's assets as a whole, but not an entitlement to, or interest in, any particular asset of the Fund.

The terms of the units, including an investor's rights and obligations, are set out in this PDS, the Information Booklet and the Fund's constitution (which we can provide to you on request). The constitution can be amended in certain circumstances. We can amend the constitution without your consent if we reasonably consider that the amendments will not adversely affect investors' rights. Otherwise, we must obtain the approval of the required number of unitholders at a meeting of unitholders (a resolution may bind you, regardless of how or whether you vote).

A reference in this PDS to '**Business Day**' means a day (other than a Saturday, Sunday, public holiday or bank holiday) on which banks are open for general banking business in Sydney.

The Fund has been admitted to the mFund Settlement Service (**mFund**) operated by the Australian Securities Exchange (**ASX**).

Unit pricing

The price of a unit will generally be calculated each Business Day, and will be based on the value of the Fund's assets, less liabilities, divided by the number of units on issue (the **net asset value unit price**). The price of units will vary as the market value of the Fund's assets and liabilities rises or falls.

Application and redemption prices take into account our estimate of transaction costs (the **buy/sell spread**), and as a result, the application price will be higher than the net asset value unit price (by the amount of the buy spread), and the redemption price will be lower than the net asset value unit price (by the amount of the sell spread). See Section 6 for further details on the buy/sell spread.

How to invest and access your money

Making initial and additional investments in the Fund

Application cut-off time (Application Cut-off) ^{1,2}	Minimum initial investment amount ¹	Minimum additional investment amount ¹
2.00pm Sydney time on a Business Day	\$20,000	\$500

1 Or as we determine otherwise.

2 Initial and additional applications through mFund must be received and accepted by us by the earlier cut-off time as specified by the ASX Operating Rules and your broker. Please contact your broker for further information.

You can apply to make an initial investment in the Fund by completing the application form accompanying this PDS or through mFund by instructing your broker (**Application**). Unless we agree otherwise, where we receive an Application (including any required identification documentation) completed and duly authorised to our satisfaction before the Application Cut-off on a Business Day,

with funds received on the same day, you will generally receive the application price for that Business Day. Unless we agree otherwise, if we receive an Application (including any required identification documentation) completed and duly authorised to our satisfaction on a Business Day but after the Application Cut-off, or on a non-Business Day, with funds received by the next Business Day, you will generally receive the application price for the next Business Day. Please note that we will not accept an Application until it has been completed and duly authorised to our satisfaction and we have received all required identification documentation.

For Electronic Funds Transfer (**EFT**)/bank transfer or Real Time Gross Settlement (**RTGS**), if funds are not received by us on the same Business Day that we receive the Application (if received before the Application Cut-off on a Business Day) or the next Business Day (if we received the Application after the Application Cut-off on a Business Day or a non-Business Day), then, unless we determine otherwise, the Application will not be accepted and you will need to notify us if you make the payment at a later date. Please refer to 'Paying your investment amount' in Section 2 of the Information Booklet for more information.

Applications made by direct debit may take up to four Business Days before the amount is invested and units are issued but may take longer in certain circumstances. If a direct debit fails, the Application will be rejected.

For investments other than through mFund, you can add to your investment at any time using BPAY, or by EFT/bank transfer or RTGS. Please refer to the Information Booklet for more information.

For mFund investors, you can make additional investments by instructing your broker.

We may accept or reject an application (in whole or in part) at our discretion (without giving reasons). See Section 8 for more details on how to apply.

Redeeming your investment

Redemption cut-off time (Redemption Cut-off) ^{1,2}	Minimum balance amount ^{1,3}
12.00pm Sydney time on a Business Day	\$10,000

1 Or as we determine otherwise.

2 Redemptions through mFund must be received and accepted by us by the earlier cut-off time as specified by the ASX Operating Rules and your broker. Please contact your broker for further information.

3 If acceptance of a redemption request will result in a balance of less than the minimum balance amount, we may either reject the redemption request or treat the redemption request as relating to your entire holding.

For investments other than through mFund, you can generally request redemption of all or part of your investment in the Fund by writing to us or by completing a redemption request form which you can download at [macquarie.com/redemptionform](https://www.macquarie.com/redemptionform). Alternatively, you can provide a signed request specifying the account name, the Fund name, the amount or number of units to be withdrawn and bank details. You can send your redemption request by email, mail or such other method agreed by us.

If you invested through mFund, you may only redeem by instructing your broker.

Where we receive a redemption request, completed and duly authorised to our satisfaction, before the Redemption Cut-off on a Business Day, investors will generally receive the redemption price calculated for that Business Day. Unless we agree otherwise, if we receive a redemption request, completed and duly authorised to our satisfaction, on a Business Day but after the Redemption Cut-off, or on a non-Business Day, we will generally treat the request as having been received before the Redemption Cut-off on the next Business Day. Please note that we will not treat a request as having been received or accepted until it has been completed and duly authorised to our satisfaction. Before paying you the redemption amount, we may deduct from that amount any money you owe us in relation to your investment. Redemption proceeds will generally be paid within five Business Days after we accept the redemption request.

mFund

If you intend to invest through mFund, you should read the further important information in relation to investments through mFund set out in Section 2 of the Information Booklet available at macquarieim.com/pds.

Potential delay of redemptions

In some circumstances, such as where there is a suspension of redemptions, investors may not be able to redeem their investment within the usual period or at all.

It is also important to note that under the terms of the constitution, we may accept or reject a redemption request (in whole or in part) at our discretion (without giving reasons), and are able to change the time by which a redemption request must be lodged and/or the days on which redemptions will be available at our discretion.

Where a redemption request is accepted by us, the Fund's constitution generally allows us up to 90 days after acceptance of the request to pay the redemption proceeds. This may be extended if:

- payment of all or part of the redemption amount is not in the interests of unitholders as a whole, is materially adverse to unitholders as a whole or is not fair to the remaining unitholders, or
- market conditions are such that liquidation of the Fund's assets to facilitate the redemption is difficult, not desirable or impossible (such as where there is restricted liquidity or suspended trading in a market for the assets of the Fund).

Distributions

The Fund may receive income and gains from the underlying investments. We will generally seek to distribute any net income on a monthly basis and any net realised capital gains at least once a year. Distributions will be calculated based on the net income and net realised capital gains of the Fund. However, distributions may include capital paid out of the Fund. Unit prices may fall as a result of the allocation of the distributions to unitholders.

You may elect to have your distributions paid directly into a nominated Australian financial institution account or to have your distributions reinvested as additional units. If you do not make an election, your distributions will be reinvested.

For investments other than through mFund, you can make this election in your Application Form.

If you invest through mFund, you can make this election through your broker.



You should read the important information about **how the Fund works** including additional information on how to invest and access your money, unit pricing methodology, potential delay of redemptions and investing through mFund before making a decision. Go to Section 2 of the Information Booklet at macquarieim.com/pds.

The material relating to how the Fund works may change between the time when you read this statement and the day when you acquire the product.

3. Benefits of investing in the Macquarie Real Return Opportunities Fund

Significant features

- Managed with a flexible and dynamic investment process targeting real returns, with a strong respect for liquidity and managing downside risk.
- Flexible multi-asset strategy which can invest in a diverse range of asset classes including fixed income, equities and alternatives across global markets.

Significant benefits

- Potential for positive returns above inflation by seeking to capture a wide spectrum of opportunities throughout the market cycle.

- Potential for regular monthly income.
- Access to the investment management expertise of Macquarie Asset Management.



You should read the important information about **additional features and benefits** of the Fund before making a decision. Go to Section 3 of the Information Booklet at macquarieim.com/pds. The material relating to additional features and benefits of the Fund may change between the time when you read this statement and the day when you acquire the product.

4. Risks of managed investment schemes

All investments carry risk. Different investments carry different levels of risk, depending on the investment strategy and the underlying investments. Generally, the higher the potential return of an investment, the greater the risk (including the potential for loss and unit price variability over the short term). When you make an investment, you are accepting the risks of that investment. It is important to understand these risks before deciding to invest.

The level of risk that you are willing to accept will depend on a range of factors including your financial objectives, risk tolerance, age, investment timeframe and where other parts of your wealth are invested.

The value of your investment and the returns from your investment will vary over time. Future returns may differ from past returns.

We do not guarantee the returns of the Fund and you may lose some or all of the money that you have invested. The significant risks of the Fund are described below but other risks may also adversely affect the Fund. You should seek your own professional advice on the appropriateness of this investment for your particular circumstances and financial objectives.

Investment risk: The Fund seeks to generate higher income returns than traditional cash investments. The risk of an investment in the Fund is higher than an investment in a typical bank account or term deposit. Amounts distributed to unitholders may fluctuate, as may the Fund's unit price, by material amounts over short periods.

Manager risk: There is no guarantee that the Fund will achieve its performance objectives, produce returns that are positive, or

Macquarie Real Return Opportunities Fund

Product Disclosure Statement – 8 July 2024

compare favourably against its peers, or that the strategies or models used by the Investment Manager will produce favourable outcomes.

Income securities risk: The Fund may have exposure to a range of income securities. The value of these securities may fall, for example due to market volatility, interest rate movements, perceptions of credit quality, supply and demand pressures, a change to the reference rate used to set the value of interest payments, market sentiment, or issuer default.

Market risk: The investments that the Fund has exposure to are likely to have a broad correlation with share markets in general. Share markets can be volatile and have the potential to fall by large amounts over short periods of time. Poor performance or losses in domestic and/or global share markets are likely to negatively impact the overall performance of the Fund.

Default risk: Issuers of securities that the Fund has exposure to may default on their obligations, for instance by failing to make a payment due or by failing to return principal. Counterparties to the Fund and/ or an underlying fund may default on a contractual commitment. Default on the part of an issuer or counterparty could result in a loss to the Fund.

Credit risk: The value of the investments that the Fund has exposure to may be sensitive to changes in market perceptions of credit quality, both of individual issuers and of credit markets in general. Deteriorations in the market's perception of credit quality may negatively impact the values of such securities, and hence the Fund's unit price.

Liquidity risk: Investments may be difficult or impossible to sell, either due to factors specific to that security, or to prevailing market conditions, resulting in a loss to the Fund or delays in redemption processing or even the suspension of redemptions. A large redemption or application may result in the exposure of the Fund to particular investments, sectors or asset classes being altered significantly due to the security sales or purchases required.

Structured security risk: The Fund may have exposure to structured securities, such as Residential Mortgage Backed Securities (RMBS), and Asset Backed Securities (ABS). Structured securities are exposed to specific risks including increased sensitivity to interest rate movements, credit spreads, deterioration in the quality of the underlying assets and higher liquidity risk. Their value is also dependent on the quality of the underlying assets, and may be affected by factors such as the creditworthiness of the underlying debtors, underlying asset values, levels of default in the underlying loans, and prepayment rates. Structured securities may experience losses more frequently than an equivalently rated standard fixed income security, and losses may also be greater.

Alternative asset risk: Alternative assets may include, but are not limited to, investments such as private equity, infrastructure, property and hedge funds. Exposure to such assets may be subject to large price movements, may be exposed to higher liquidity risk, and may have higher potential for loss.

Emerging market risk: The Fund may provide exposure to emerging markets. Emerging markets are generally riskier than developed markets due to factors such as lower liquidity, potential for political unrest leading to recession or war, greater potential for sanctions to be imposed on emerging market countries or their citizens, companies or institutions, increased likelihood of sovereign intervention (including default and currency intervention), currency

volatility, increased risk of securities or bond markets in emerging market countries closing for extended periods and increased legal risk. Emerging market investments therefore may experience increased asset price volatility, and face higher currency, default and liquidity risk.

Bank loans risk: Traded bank loans are a specialised asset class, and may incur higher valuation and liquidity risks than standard fixed income debt instruments, as well as being exposed to market sentiment regarding the bank loan sector in general. Additionally, the underlying borrowers may be of lower credit quality, exposing the purchaser of the loan to higher default risk. Traded bank loans may also be exposed to increased operational risk due to their specialised administration and settlement processes.

Credit ratings risk: The Fund may have exposure to securities that may have been assigned credit ratings by external ratings agencies. A rating downgrade could reduce the value of a security. Credit ratings do not guarantee the credit quality of a security and may be re-assessed by rating agencies in a range of circumstances.

Currency risk: The Fund has exposure to investments denominated in currencies other than Australian dollars. Currency risk is the risk that fluctuations in exchange rates impact the Australian dollar value of the foreign investments that the Fund has exposure to. The Fund generally seeks to reduce this risk by hedging its currency exposure; however, hedging may not completely remove currency risk, may reduce profitable opportunities, and increase costs. The Fund may also take active foreign currency positions with the aim of profiting from foreign exchange rate movements. Such positions may increase the Fund's currency risk, which may lead to increased volatility of the Fund's unit price, and may impact its overall performance.

Interest rate risk: The value of the investments that the Fund has exposure to will generally be sensitive to changes in market interest rates. In addition, changes to reference rates may impact the value of your investment in the Fund.

Valuation risk: The carrying value of the Fund's investments used to generate the Fund's unit price may not reflect their liquidation value. This may be due to a range of factors, including buy/sell spreads, liquidity pressures, market sentiment at the time of liquidation, and the volume of securities being liquidated.

Derivatives risk: Derivatives may be used to hedge existing exposures or to gain economic exposure. The use of derivatives may expose the Fund to risks including counterparty default, legal and documentation risk, and may have the effect of magnifying both gains and losses.

Underlying fund risk: Where the Fund invests in an underlying fund, the Fund is exposed to the risks of the underlying fund including investment performance, liquidity, management, default and counterparty risk.

Force majeure risk: The Investment Manager, or issuers or counterparties of investments that the Fund holds or has exposure to may be impacted by an event beyond the control of that party which affects that party's ability to perform its obligations and may cause losses to the Fund. This includes events such as fire, flood, earthquakes, pandemic, war, terrorism and labour strikes.

Regulatory and legal risk: Laws and regulatory policy affecting registered managed investment schemes may change in the future and have an adverse impact on the Fund.

5. How we invest your money

You should consider the likely investment return, the risks involved and your investment timeframe when deciding whether to invest in the Fund.

Macquarie Real Return Opportunities Fund

Fund objective	The Fund aims to provide positive returns of 3% to 5% per annum above Australian inflation ¹ over the medium term (before fees). It also seeks to provide regular income.
----------------	--

Macquarie Real Return Opportunities Fund

Description of the Fund The Fund provides exposure to traditional asset classes such as fixed income and equities as well as uncorrelated return strategies, such as currency and alternatives. The Investment Manager utilises a flexible and dynamic approach to target positive returns above inflation by seeking to capture a wide spectrum of opportunities throughout the market cycle while managing liquidity and potential drawdowns. The Investment Manager aims to achieve this by dynamically allocating to different asset classes, geographies, currencies and sectors depending on market conditions. The portfolio is generally hedged to the Australian dollar, but active currency positions may be taken when the Investment Manager believes that there are opportunities to add value. The Fund gains exposure to securities either directly or through funds managed by members of the Macquarie Group and external managers. The Fund may use derivatives to implement its investment strategy or hedge foreign currency exposure back to Australian dollars. The Fund will not be leveraged.

Asset allocation²	Fixed income and cash: ³ 0% – 100%	Currencies: ⁵ 0% – 30%
	Listed equities: ⁴ 0% – 30%	Alternatives: ⁶ 0% – 10%

Benchmark Bloomberg AusBond Bank Bill Index

Suggested minimum investment timeframe Three years

Inception date 30 September 2013

Standard Risk Measure (SRM)	1 Very low	2 Low	3 Low to medium	4 Medium	5 Medium to high	6 High	7 Very high
------------------------------------	----------------------	-----------------	---------------------------	--------------------	----------------------------	------------------	-----------------------


We have calculated the SRM based on industry guidance. Please note that the SRM is not a complete assessment of all forms of investment risk. Go to Section 5 of the Information Booklet for more information. Refer to Section 4 for more information on the risks of an investment in the Fund.

Target investors The Fund may be suitable for investors who are looking for an investment with the objective of the Fund listed above and are prepared to accept the risks of the Fund set out in Section 4. A Target Market Determination (TMD) for the Fund, which includes a description of the class of consumers for whom the Fund is likely to be consistent with their objectives, financial situation and needs, is available at macquarieim.com/TMD.

Changes to the Fund We may make changes to the Fund from time to time or terminate the Fund. We will provide such notice as required by the Corporations Act or constitution of the Fund.

Fund performance Performance history information can be obtained from our website at macquarie.com.au/performance or by calling Client Service. Past performance is not a reliable indicator of future returns, which can differ materially.

¹ Inflation is defined as the Consumer Price Index as measured by the Reserve Bank of Australia Trimmed Mean, as published by the Australian Bureau of Statistics.
² The above ranges are indicative only. The Fund will be rebalanced within a reasonable period of time should the exposure move outside these ranges.
³ Investments in this sector may include but are not limited to: domestic and global fixed and floating rate securities issued by banks, corporates, governments, asset-backed securities such as residential mortgage backed securities, bank loans, high yield, emerging markets and other credit related securities. The Fund may also have some exposure to exchange traded funds and hybrid securities.
⁴ Includes Australian and global equities.
⁵ Includes developed and emerging market currencies.
⁶ Includes but is not limited to private equity, infrastructure, property or hedge funds.

 You should read the important information about **how the Investment Manager invests your money** including ethical investments, switching and calculating the performance of the Fund before making a decision. Go to Section 5 of the Information Booklet at macquarieim.com/pds. The material relating to how the Investment Manager invests your money may change between the time when you read this statement and the day when you acquire the product.

6. Fees and other costs

DID YOU KNOW?

Small differences in both investment performance and fees and costs can have a substantial impact on your long-term returns. For example, total annual fees and costs of 2% of your account balance rather than 1% could reduce your final return by up to 20% over a 30-year period (for example, reduce it from \$100,000 to \$80,000).

You should consider whether features such as superior investment performance or the provision of better member services justify higher fees and costs.

You may be able to negotiate to pay lower fees. Ask the Fund or your financial adviser.

TO FIND OUT MORE

If you would like to find out more, or see the impact of the fees based on your own circumstances, the **Australian Securities and Investments Commission (ASIC)** Moneysmart website (www.moneysmart.gov.au) has a managed funds fee calculator to help you check out different fee options.

Macquarie Real Return Opportunities Fund

Product Disclosure Statement – 8 July 2024

This section shows fees and other costs that you may be charged. These fees and costs may be deducted from your investment, from the returns on your investment or from the assets of the managed investment scheme as a whole. Taxes are set out in another part of this PDS.

You should read all of the information about fees and other costs as it is important to understand their impact on your investment. You can use this information to compare costs between different simple managed investment schemes.

Fees and costs summary – Macquarie Real Return Opportunities Fund

Type of fee or cost	Amount	How and when paid
Ongoing annual fees and costs		
Management fees and costs The fees and costs for managing your investment	0.718% pa comprising: Management fee ¹ – 0.700% pa of the net asset value of the Fund Estimated fund expenses and indirect costs ^{2,3} – 0.018% pa of the net asset value of the Fund	Accrues daily and is payable quarterly, in arrears, generally within 30 days of the end of the quarter. Deducted from the Fund's assets and reflected in the Fund's unit price. Generally deducted from the Fund's assets or an underlying fund's assets, reflected in the Fund's unit price and paid when incurred.
Performance fees Amounts deducted from your investment in relation to the performance of the product ³	0.046% pa based on the average of the performance fees incurred for the previous five years to 31 March 2024, comprising: Fund – Nil Underlying funds – 0.046% pa of the net asset value of the Fund	While we have a right under the Fund's constitution to charge a performance fee, we do not currently charge a performance fee and, as at the date of preparation of this PDS, do not intend to charge a performance fee at the Fund level. Prior to implementing a performance fee at the Fund level, we will give any notice required under the Corporations Act. However, a performance fee may be charged by an underlying fund. Where payable, such a performance fee is generally deducted from an underlying fund's assets on a periodic basis and reflected in the Fund's unit price. See 'Performance fees' below for more information.
Transaction costs The costs incurred by the Fund when buying or selling assets ³	Estimated to be 0.000% pa of the net asset value of the Fund	Deducted from the Fund's assets, reflected in the Fund's unit price and are generally paid when incurred.
Member activity related fees and costs (fees for services or when your money moves in or out of the Fund)		
Establishment fee The fee to open your investment	Not applicable	Not applicable
Contribution fee The fee on each amount contributed to your investment	Not applicable	Not applicable
Buy/Sell spread An amount deducted from your investment representing costs incurred in transactions by the Fund	As at the date of preparation of this PDS, is • 0.17% added to the net asset value unit price on application, and • 0.19% subtracted from the net asset value unit price on redemption, but we may vary this from time to time. Latest buy/sell spreads are posted at macquarie.com.au/daily_spreads .	Buy/Sell spreads may apply to the Fund. The buy/sell spread is reflected in the application price and redemption price respectively and is not separately charged to the investor. Refer to 'Buy/Sell spread' in Section 6 of the Information Booklet for more information.
Withdrawal fee The fee on each amount you take out of your investment	Not applicable	Not applicable
Exit fee The fee to close your investment	Not applicable	Not applicable
Switching fee The fee for changing investment options	Not applicable	Not applicable

Unless stated otherwise, all fees are shown inclusive of GST and net of any input tax credits (ITCs) and/or reduced input tax credits (RITCs) and are shown without any other adjustment in relation to any tax deduction available to us. The proportion of GST paid on the fees that can be recovered by the Fund as RITCs or otherwise varies. The fees paid by the Fund will equal the rates disclosed in this section (inclusive of GST, net of ITCs and/or RITCs) regardless of the rate of GST recovery in any period.

- May be negotiated if you are a wholesale client under the Corporations Act and subject to compliance with applicable regulatory requirements. Refer to 'Differential fees' below for more information.
- May include fund expenses and/or indirect costs of underlying funds. We do not currently seek reimbursement from the Fund for administrative expenses of the Fund. Abnormal expenses will generally be paid by the Fund. Refer to Section 6 of the Information Booklet for more information.
- Based on historical fees and costs. Past fees and costs may not be a reliable indicator of future fees and costs. Actual fees and costs may vary significantly each year. See 'Performance fees' and 'Transaction costs' below and Section 6 of the Information Booklet for more information.

Example of annual fees and costs for the Fund

This table gives an example of how the ongoing annual fees and costs in the Fund can affect your investment over a 1-year period. You should use this table to compare the Fund with other products offered by managed investment schemes.

Example	Balance of \$50,000 with a contribution of \$5,000 during year	
Contribution fees	Not applicable	For every additional \$5,000 you put in, you will be charged \$0 .
PLUS Management fees and costs	0.718% pa ¹	And , for every \$50,000 you have in the Fund, you will be charged or have deducted from your investment \$359 each year.
PLUS Performance fees ²	0.046% pa	And , you will be charged or have deducted from your investment \$23 in performance fees each year.
PLUS Transaction costs ³	0.000% pa	And , you will be charged or have deducted from your investment \$0 in transaction costs.
EQUALS Cost of Fund		If you had an investment of \$50,000 at the beginning of the year and you put in an additional \$5,000 during that year, you would be charged fees and costs of \$382 . ⁴ What it costs you will depend on the fees you may be able to negotiate.

¹ Calculated using the fees and estimated past costs as a percentage of the average net asset value of the Fund for the previous financial year. It is not a forecast of the fees and costs, which may be higher or lower in the future.

² Based on the average of the performance fees incurred for the previous five years to 31 March 2024.

³ Calculated using the estimated costs as a percentage of the average net asset value of the Fund for the previous financial year. It is not a forecast of the costs, which may be higher or lower in the future.

⁴ Assumes there is no variation in the value of investment and the additional investment of \$5,000 is made at the end of the period. The value of the Fund may fluctuate daily and therefore, the actual fees and costs charged may vary accordingly.

Additional explanation of fees and costs

Performance fees

The Fund may invest in underlying funds that charge a performance fee. Any performance fee that is payable is deducted from the underlying fund's assets and reflected in the Fund's unit price.

Depending on the underlying fund, the performance fee will be charged monthly, quarterly or annually.

The performance fee is 0.046% of the net asset value of the Fund based on the average of the actual performance fees incurred for the previous five years to 31 March 2024.

Transaction costs

Transaction costs incurred by the Fund or an underlying fund that the Fund invests in (such as brokerage, clearing costs, hedging costs, settlement costs, transaction fees, taxes and stamp duty) will generally be incurred as part of the management of the Fund. Transaction costs may be incurred directly by the Fund or, where applicable, indirectly through an underlying fund. These costs are deducted from the Fund's or an underlying fund's assets and reflected in the Fund's unit price. They are generally paid when incurred. They are not amounts paid to us or the Investment Manager.

The buy/sell spread charged to investors offsets some or all of the transaction costs incurred by the Fund which may include costs incurred as part of the ordinary trading activities of the Fund rather than the particular application or redemption. We may vary the buy/sell spread from time to time, including by material amounts. We will not provide prior notice of a change to the buy/sell spread. Please check [macquarie.com.au/daily_spreads](https://www.macquarie.com.au/daily_spreads) for the latest buy/sell spread prior to applying for, or redeeming, units in the Fund.

The estimated gross transaction costs for the Fund for the previous financial year were 0.082% of the net asset value of the Fund. The estimated transaction costs shown in the 'Fees and costs summary' table above are net of any buy/sell spread that was charged by the Fund for that period. When the transaction costs exceed the amount of the buy/sell spread charged, the transaction costs are not fully recovered and so are an additional cost to you.

As required by fees and costs disclosure obligations, the transaction costs do not include market impact costs, implicit transaction costs, borrowing costs or property operating costs. However, these costs may be borne by the Fund as part of its trading activities, and market impact costs and other implicit transaction costs are taken into account in calculating the buy/sell spread.

The transaction costs disclosed (including the buy/sell spread for the Fund) are based on information available as at the date of the preparation of this PDS and assumptions that we consider reasonable. The transaction cost amounts are not forecasts of the total transaction costs in the future. The amount of transaction costs, including buy/sell spreads, may be higher or lower in the future. Refer to the Information Booklet for further details.

Differential fees

We, or the Investment Manager, may negotiate with wholesale clients (as defined in the Corporations Act) differential fees, payments or rebates as permitted by the Corporations Act and ASIC relief. There is no set manner or method of negotiating fees, payments or rebates. Refer to 'Differential fees' in Section 6 of the Information Booklet and contact Client Service for more information. Client Service contact details are stated on the front page of the PDS.

Tax

Refer to Section 7 for information about tax.

Information about fee changes

We may change the amount of the fees without your consent (up to any maximum that is allowed under the Fund's constitution). If we increase the fees, we will provide you with at least 30 days written advance notice. We cannot charge more than the constitution of the Fund allows, unless we obtain investors' approval to do so. Under the constitution, the maximum fees (exclusive of the net effect of GST) are:


- a maximum contribution fee of 5% of the investment amount
- a maximum redemption fee of 5% of the redemption amount
- a maximum management fee of 5.5% pa of the value of the assets of the Fund
- a maximum performance fee rate of not more than 50% of the cumulative outperformance of the Fund over the benchmark, subject to a high watermark, and
- a maximum switching fee of 5% of the value of the investment switched.



Additional fees may be paid by you to your financial adviser (for advice-related services): and/or to your broker or financial adviser (for services connected to mFund) if you are investing through mFund. You should refer to the statement of advice provided by your adviser for details of those fees.

Macquarie Real Return Opportunities Fund

Product Disclosure Statement – 8 July 2024

 You should read the important information about **fees and costs** including additional services and charges before making a decision. Go to Section 6 of the Information Booklet at macquarieim.com/pds. The material relating to fees and costs may change between the time when you read this statement and the day when you acquire the product.

7. How managed investment schemes are taxed


Investing in a registered managed investment scheme is likely to have tax consequences. The information contained in the following summary is intended to be of a general nature only. It does not constitute tax advice and should not be relied on as such. You are strongly advised to seek independent professional advice on the tax consequences of an investment in the Fund, based on your particular circumstances, before making an investment decision.

The Fund has elected into the Attribution Managed Investment Trust (AMIT) regime. Under the AMIT regime, investors will be attributed (and assessed for tax) on income (including any capital gains) of the Fund on a fair and reasonable basis for each relevant financial year.

Where the Fund is not an AMIT, investors in the Fund will be presently entitled to the entire amount of the income of the Fund for each relevant financial year and will be assessed for tax on their share of the net income of the Fund (including any net capital gains) for a financial year.

The Fund should not be liable for Australian income tax under present income tax legislation.

Capital gains or income arising from a significant redemption may be attributed or distributed to the redeeming investor on a fair and reasonable basis. A significant redemption is generally one where an investor's redemptions for the financial year are 5% or more of the Fund's net asset value. However, where permitted by the Fund's constitution, this may be less than 5% of the Fund's net asset value where we believe it is fair and reasonable. Please contact us if you require further information.

 You should read the important information about the **additional taxation matters** relating to managed investment schemes before making a decision. Go to Section 7 of the Information Booklet at macquarieim.com/pds. The material relating to the additional taxation matters relating to managed investment schemes may change between the time when you read this statement and the day when you acquire the product.

8. How to apply

You should read this PDS, together with the information contained in the Information Booklet, available at macquarieim.com/pds.

For investments other than through mFund, complete the application form that accompanies this PDS. You can send the completed application form and required identification documentation to us by mail or email. If you email your identification documentation to us, we may request certified copies of the originals to follow in the mail for our records and your account may not be opened until they have been received.

If you invest through mFund, you should instruct your broker to apply for units.

If you are an indirect investor investing through an investor directed portfolio service (IDPS), please contact your financial adviser or IDPS operator for details of how to invest in the Fund.

Cooling-off period


If you are a 'retail client' under the Corporations Act, you can terminate your investment in the Fund during the period of 14 days starting on the earlier of the time when you receive confirmation of issue of units in the Fund to you or the end of the fifth Business Day after the units are issued to you. Your refund will be processed as a redemption and the redemption value will be reduced or increased for market movements since your investment. We will also deduct

any tax or duty that is paid or payable by the Fund, any reasonable administration or transaction costs incurred as well as the sell spread. As a result, the amount returned to you may be less than your original investment. To exercise your cooling-off rights, please write to Client Service.


Enquiries and complaints

You may contact your financial adviser or Client Service if you have any enquiries or complaints. If you have a complaint, please contact us and we will do our best to resolve any matter quickly and fairly. Written complaints can be sent to us at:

The Complaints Officer
Macquarie Investment Management Australia Limited
PO Box R1723
Royal Exchange NSW 1225 Australia

 You should read the important information about **dispute resolution** before making a decision. Go to Section 8 of the Information Booklet at macquarieim.com/pds. The material relating to dispute resolution may change between the time when you read this statement and the day when you acquire the product.

9. Other information

 You should read the important information about our **legal relationship with you** before making a decision. Go to Section 9 of the Information Booklet at macquarieim.com/pds. The material relating to our legal relationship with you may change between the time when you read this statement and the day when you acquire the product.